


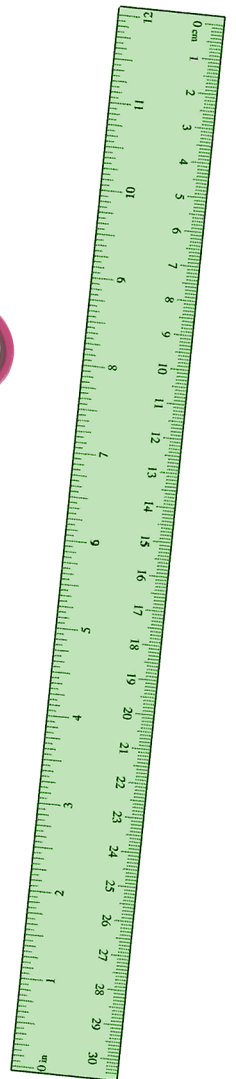
Tangram Memory



www.tangram-channel.com




Materials

- A4 sized white card - 210 gsm.
Check your printer's specifications for acceptable weights and grades of paper.
- Scissors
- Scoring Tool, such as an old dried-up ballpoint pen
- Ruler
- Glue Stick
- Clear contact paper (*optional*)



Instructions

- 1 Print templates out onto cardstock paper.
- 2 Cut along the central line.
- 3 (optional) Laminate with clear contact paper to make cards that can withstand daily school use.
- 4 Use a dried-up ballpoint pen and a ruler to score along the fold line.
- 5 Fold along the dotted line.
- 6 Add glue. Fold and press to seal.
- 7 Cut the cards out along the solid lines.



Tangram Memory is a 72-card game for two or more players. It encourages concentration and improves memory abilities.

How to play Tangram Memory Game

The aim of the game is to form pairs of matching tangram patterns.

Select the number of pairs according to the age of the players. Older children can use the 72-card deck. Shuffle the cards and lay them face down on the table (it will be easier to remember where cards are placed if you lay them in grid form).

In turn each player turns over two cards. If they match, the player keeps them and plays again. If the cards don't match, the player try to remember their positions and turns them face down again.




Play then passes to the next player. The game ends when all cards have been picked up.

The winner is the player with the most pairs of tangram patterns.








FOLD LINE

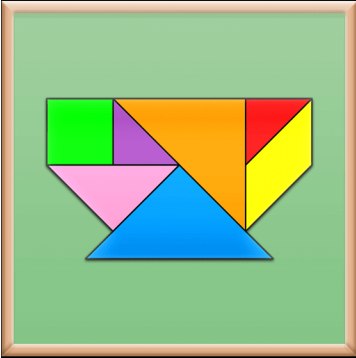



FOLD LINE

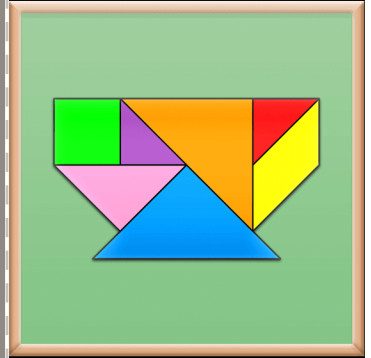
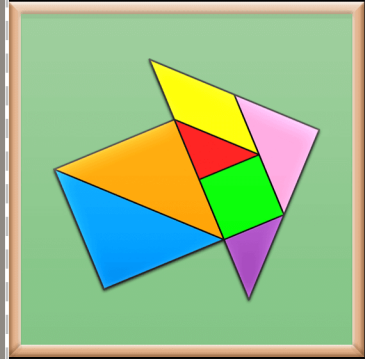




FOLD LINE


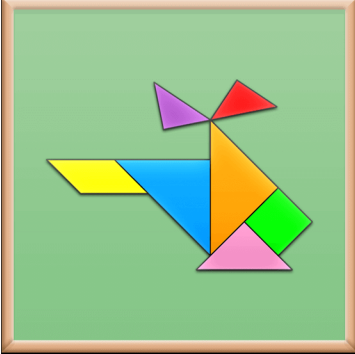
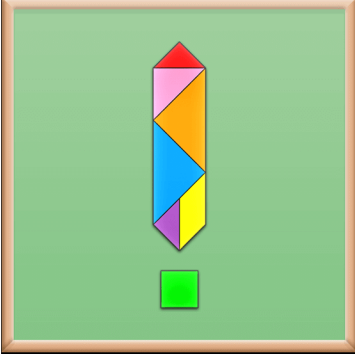



FOLD LINE


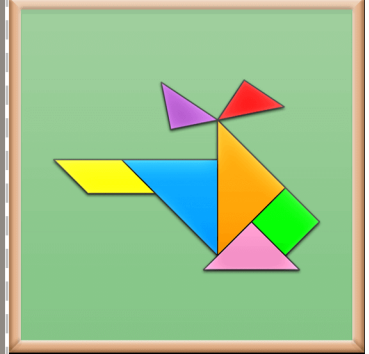
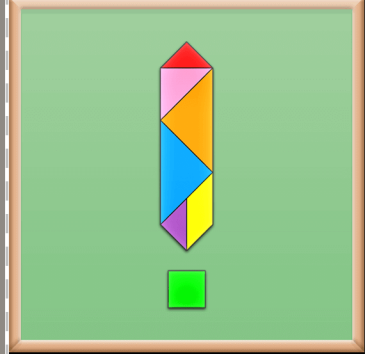






FOLD LINE






FOLD LINE





FOLD LINE



TANGRAM
channel





TANGRAM
channel

TANGRAM
channel

TANGRAM
channel

TANGRAM
channel

FOLD LINE



TANGRAM
channel

TANGRAM
channel

TANGRAM
channel

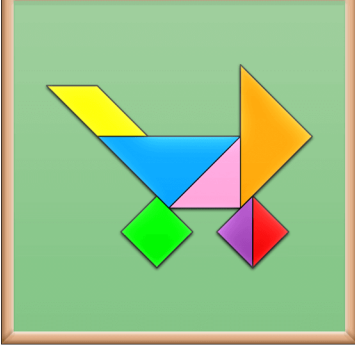




TANGRAM
channel

TANGRAM
channel

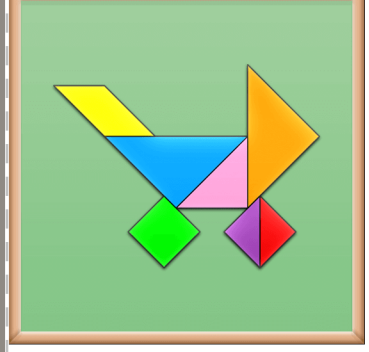







FOLD LINE



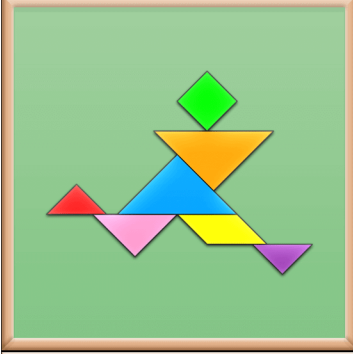




FOLD LINE


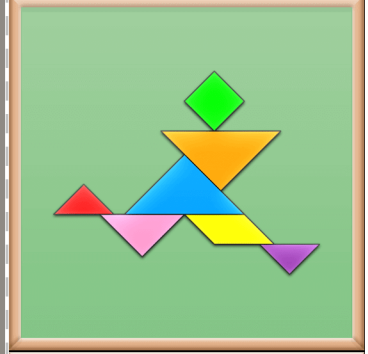






FOLD LINE

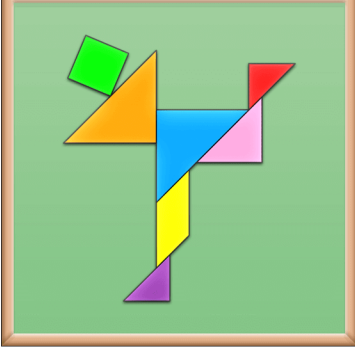





FOLD LINE





FOLD LINE



FOLD LINE

